

## SEASONAL VARIATION IN PRODUCTIVITY OF *ATRIPLEX STOCKSII* FROM A COASTAL MARSH ALONG THE ARABIAN SEA COAST

FARHAT AGHA<sup>1</sup>, BILQUEES GUL<sup>2</sup> AND M. AJMAL KHAN<sup>2\*</sup>

Department of Botany, University of Karachi, Karachi-75270, Karachi, Pakistan

<sup>1</sup>DHA College for Women, Defense Housing Authority, Karachi, Pakistan

<sup>2</sup>Institute of Sustainable Halophyte Utilization, University of Karachi, Karachi-75270, Pakistan.

### Abstract

The productivity of *Atriplex stocksii* population located near the coast (Gizri Creek) of Karachi, Pakistan was studied for two years. The net biomass production showed seasonal variation and productivity appeared to be influenced by rainfall during both years. Belowground and above ground biomass showed no change during the dry year, however, considerable biomass was produced after the availability of moisture. The above ground dead biomass remained unchanged during 1997-98 but it registered a substantial promotion during the wet season. The ion concentration of root was much higher than shoot. Na<sup>+</sup> and Cl<sup>-</sup> remained high however, the concentration of other ions did not change much during both seasons. Root fresh weight was significantly promoted at low salinity and increase in salinity inhibited root and shoot growth. Fresh weight of shoots at low density was not affected by low salinities, however, at higher salinity concentrations there was no effect of density. Root fresh and dry weight were higher at low density and low salinity, however under high salinity, density had no effect. Succulence on dry weight basis was also higher at higher densities. However, succulence decreased substantially at high salinities on per plant basis. Shoots of *A. stocksii* accumulated large quantities of Na<sup>+</sup> and Cl<sup>-</sup> whereas other ions were found in lower amount. Na<sup>+</sup> and Cl<sup>-</sup> in root increased but were much lower in comparison to shoot.

### Introduction

*Atriplex stocksii* Boiss., is a short, robust perennial shrub distributed in both inland and coastal marshes and deserts around Karachi, Pakistan. Coastal species receive rare seawater inundation, and both coastal and inland populations either tap underground water sources or rely on monsoon rains that come during July and August. Seeds germinate after monsoon rains and survivorship is high. Dormant plants become active and produce vegetative part immediately, flowers and fruits after about 30 days and seeds after 60 days and become dormant again.

The primary production of salt marshes is associated with the changes in soil salinity, nutrients, climate, marsh physiognomy, sedimentation processes and changes in sea level relative to the land (Irlandi *et al.*, 2001; Masini *et al.*, 2001; Santos & Esteves, 2002; Tyler, 2003; He *et al.*, 2007; Regan *et al.*, 2007). Salt marshes are ranked among the most productive ecosystems in the world and range from about 200-2000 g.m<sup>-2</sup> yr<sup>-1</sup> (Keenish, 1986). Net annual primary productivity (NAPP) estimates for salt marsh emergent's ranges approximately between 100 and 400 g dry weight m<sup>-2</sup> yr<sup>-1</sup> but most records of biomass are around 1000-2000 gm<sup>-2</sup> yr<sup>-1</sup> (Odum *et al.*, 1984). The pattern of accumulation of aboveground biomass differs for each marsh and is different every year which ranges from approximately 300 to 400 g.dw.m<sup>-2</sup> yr<sup>-1</sup> (Gallagher, 1978). Higher plant densities have a higher production of leaf biomass per unit area and lower densities result in lower branch diameter and an increased proportion of leaf productivity in

\*Corresponding author: E-mail: majmalk@uok.edu.pk; Phone: 92-21-7700930, Fax: 92-21-9261374

standing biomass (Mittelbach *et al.*, 2001). In herbaceous communities, belowground biomass can be 40% of the total biomass and in some cases where animal grazing is high, net productivity (NP) can be underestimated when based only on standing crop-biomass (Paling & McComb, 2000).

Coastal vegetation in and around Karachi is dominated by shrubs and perennial grasses and their distribution seems to be controlled by the degree and frequency of inundation, rainfall and soil type (Khan & Gul 2002). *Atriplex stocksii* usually occupies the dunes and those parts of the coastal vegetation which are rarely inundated by seawater and usually survive on the seawater seepage using an extensive rhizome system where competition appears to play a little role in shaping these habitats.

Salt tolerance of the species found in the area is highly variable and ranges from 25 dS.m<sup>-1</sup> to 100 dS.m<sup>-1</sup>. *Halopyrum mucronatum* could tolerate up to 20 dS.m<sup>-1</sup> NaCl (Khan *et al.*, 1999). *Sporobolus ioclados* and *Aeluropus lagopoides*, could survive in up to 50 dS.m<sup>-1</sup> NaCl (Gulzar & Khan, 2005); *Urochondra setulosa*, *Arthrocnemum macrostachyum*, *Suaeda fruticosa*, *Haloxylon stocksii*, *Avicennia marina*, *Ceriops tagal* and *Rhizophora mucronata* could survive at salinities (80-100 dS.m<sup>-1</sup>) higher than seawater (55-60 dS m<sup>-1</sup>) (Aziz & Khan, 2001; Gulzar *et al.*, 2003; Khan *et al.*, 2000abc, 2005).

Halophytes vary in accumulation of different ions (Khan *et al.*, 2005). Chenopds are known as salt accumulators and have high Na<sup>+</sup> and Cl<sup>-</sup> contents (Gul *et al.*, 2000; Khan *et al.*, 2000c). Na<sup>+</sup> increased significantly at salinities greater than 300 mol.m<sup>-3</sup> NaCl (Naidoo & Rughunanan, 1990; Naidoo & Kift, 2006) and is accumulated in leaves for osmotic adjustment increases succulence (Flowers & Yeo, 1986). Intra-specific competition can influence survival growth and fecundity of population (Ungar, 1991; Wang *et al.*, 2006). Morphologically, the halophytes may be plastic in their response to increased plant density but mortality was not directly related with density dependent factors (Riehl & Ungar, 1982). Survival in population appears to be directly influenced by level of salt stress and is not directly correlated with initial plant densities occurring in populations from salt marsh habitats (Riehl & Ungar, 1982, 1983; Jefferies *et al.*, 1983; Wilkon-Michalska, 1985; Ellison, 1989).

Little work has been done on the productivity and growth of local halophytes around Karachi. The objectives of this research were (1) to study the seasonal variation in productivity of *Atriplex stocksii* and (2) to determine the role of various sea salt concentrations, planting densities and their interactions on its growth in green house conditions.

## Materials and Methods

**Study site:** The productivity of *Atriplex stocksii* was studied for two years from May 1997 to April 1999. The study site is located at Gizri Creek, Karachi along the Arabian Sea coast.

**Experimental design:** Two plots with three quadrats (0.5 m<sup>2</sup>) were selected randomly every first week of the month for two years. In plot # 1 plant were clipped close to the soil surface and divided into living and dead parts. Litter remaining on the surface was collected separately in plastic bags. Soil was collected from the root zone in each quadrat (approx. 30 cm). All belowground material (root) was collected by washing the soil with water over a 2 mm sieve. In plot # 2 only dead shoot material was removed and stored, living shoot material was tagged and harvested after one month. The plants were

harvested and growth parameters i.e., fresh weight, dry weight, root length and shoot length were recorded. Dead material was separated from the living and was weighed.

Soil samples were collected from 0-15 cm and 15-30 cm depths. Fresh and oven dried (80° C for 24 h) weight of soil samples was measured. Soil extracts (1:10) were made by dissolving 5 g soil in 50 ml distilled water and filtered using Whatman No 1 paper. Electrical conductivity was measured by CDM 83 conductivity meter (Radiometer Copenhagen).

Seeds of *A. stocksii* were collected from a population near coast of Karachi. Seeds of *A. stocksii* were collected in January 2001 and stored at room temperature. Plastic pots of 36 cm diameter were filled with thoroughly washed beach sand. Seeds were sown in June and provided sub-irrigation by placing pots in plastic trays under natural conditions. At the second leaf stage, seedlings were thinned by removing excess plants from the pots to produce three density treatments (2, 5 and 8 plant pot<sup>-1</sup>) and provided with 20, 40, 60, 80 and 100 dS.m<sup>-1</sup> seasalt solutions fortified with nutrient solution (Popp & Polania, 1989) to supplement the macro- and micro-nutrients required. Salinity concentrations were gradually increased by 20 dS.m<sup>-1</sup> sea salt solution at two day intervals to reach the maximum salinity levels of 100 dS.m<sup>-1</sup> after 10 d. The salinity level of the culture solution was maintained in pots through daily sub-irrigation with tap water and solution was replaced at weekly intervals. Seedlings were grown for 60 days after maximum salinity concentration was obtained. The plants were then harvested and fresh and dry weight, root and shoot length were noted. The dry weight was recorded after oven drying at 80°C for 24 h.

For ion analysis hot water extract was prepared. 0.5 g dried plant material was boiled in 25 ml distilled water for two hr at 100°C in a dry heat bath, cooled and filtered. Cl, NO<sub>3</sub> and SO<sub>4</sub> were measured with a DX-100 ion chromatograph while Na, K, Ca and Mg were analyzed using a Perkin Elmer model 360 atomic absorption spectrophotometer. Data were statistically analyzed using ANOVA and individual treatment means were compared by the post-hoc Bonferroni test (SPSS, 1999).

## Results

Productivity of *Atriplex stocksii* was studied for the two growing seasons in the coastal sand dunes near Gizri Creek, Karachi. The precipitation data for the years of 1997, 1998 and 1999 showed a highly variable pattern of rainfall (Fig. 1). There was considerable rainfall during summer 1997, few sporadic showers in 1998 and almost no rains in 1999. The higher net productivity was recorded from November to May during both season, however, during 1998-99 growing season net productivity was much higher in comparison to the year 1997-98 (Fig. 2). The months from June to October had lower productivity. Aboveground biomass for the two seasons showed a varied response (Fig. 3). During the year 1997-1998 aboveground biomass production per unit area was low throughout the seasons and there was little promotion during September. However, during 1998-1999 seasons there was a substantial increase in the aboveground biomass in the month of October and it stayed higher until January 1999 (Fig. 3). Standing crop biomass showed similar pattern in both seasons little increase from June to September and higher increase from October to May (Fig. 4). The aboveground dead biomass remained unchanged during the year 1997-98 but it registered a substantial promotion during the season 1998-99 from December to April (Fig. 5).

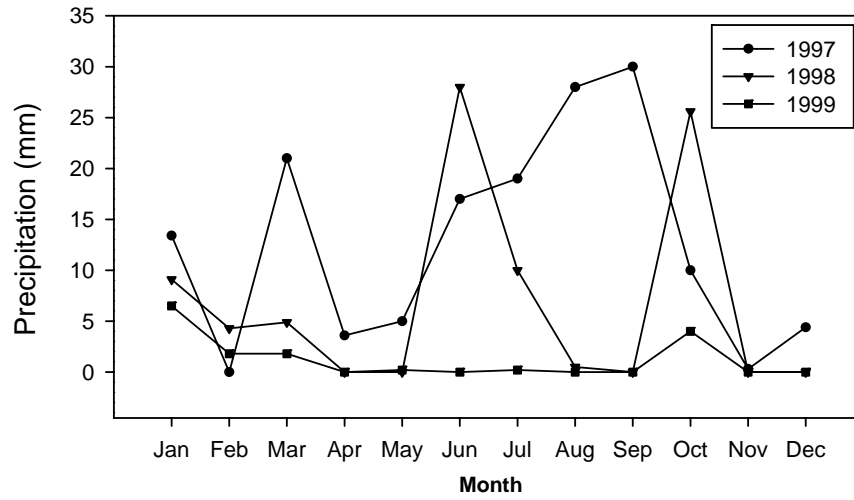


Fig. 1. Seasonal variation in rainfall around coast at Manora station, Karachi.

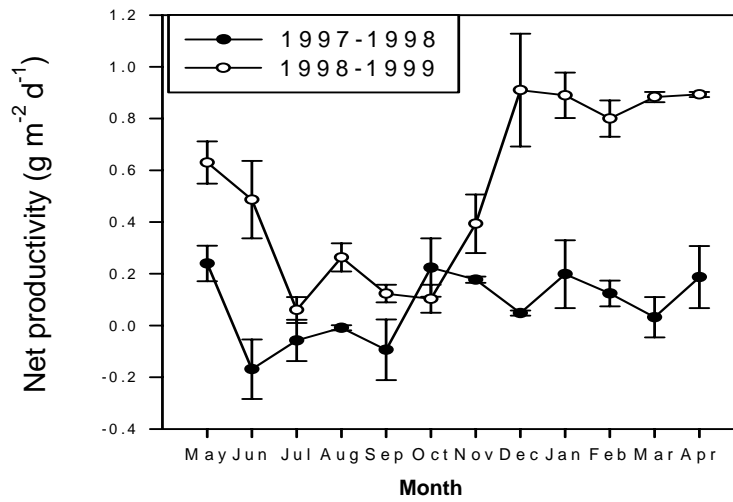


Fig. 2. Seasonal variation in net productivity ( $\text{g m}^{-2} \text{day}^{-1}$ ) of *Atriplex stocksii* during the study.

Soil conductivity showed a progressive decrease from May to September 1997 due to heavy monsoon rains. The soil conductivity progressively increased in May 1998 and remained high for rest of the year (Table 1).  $\text{Na}^+$  and  $\text{Cl}^-$  ion concentrations in shoot remained high during both the seasons (Table 2). The  $\text{Na}^+$  and  $\text{Cl}^-$  in *Atriplex stocksii* roots remained unchanged from May 1997 to January 1998, increased in February 1998 and decreased again during December 1998 (Table 3). The ion concentration root was much higher than roots.  $\text{K}^+$  in shoots was substantially higher as compared to the roots. The  $\text{K}^+$  in shoots and roots decreased considerably during the months of low salinity (Tables 2 & .3). The concentration of other ions did not change much during both seasons.

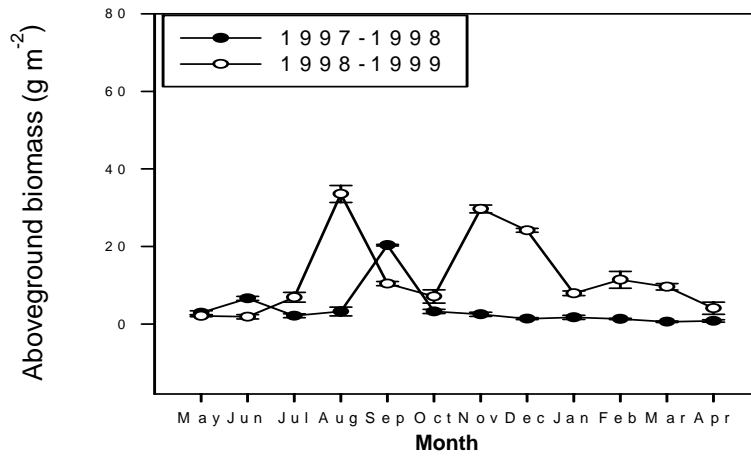


Fig. 3. Seasonal variation in above ground biomass ( $\text{g m}^{-2}$ ) of *Atriplex stocksii* during the study.

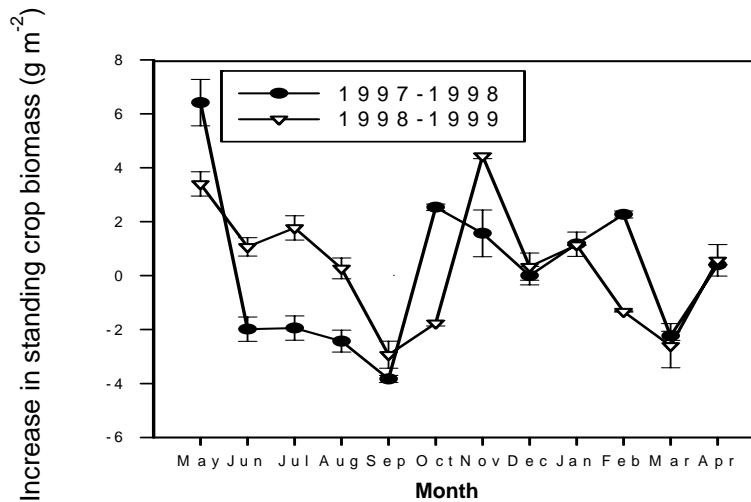


Fig. 4. Seasonal variation in standing crop biomass ( $\text{g m}^{-2}$ ) of *Atriplex stocksii*.

Fresh weight of shoots at low density ( $2 \text{ plants pot}^{-1}$ ) was not affected by low salinities ( $0$  and  $20 \text{ dS.m}^{-1}$ ) however; at higher salinity concentrations there was no effect of density (Fig. 6). The dry weight of shoot showed density effects at low salinities (Fig. 6). Root fresh weight was significantly promoted at low salinity and increase in salinity inhibited the root growth (Fig. 7). Both root fresh weight and dry weight had higher weight at low density under low salinity and under high salinity effect of density was absent (Fig. 7). Shoot and root length have shown density effects in non-saline medium and increase salinity has diminished the effects of density (Fig. 8). Increase in salinity decreased the shoot and root length in all treatments (Fig. 8). Root to shoot ratio substantially increased with the density under non-saline conditions (Fig 9) and after the introduction of salinity the effect of density was reduced (Fig. 9).

**Table 1. Seasonal variation in soil electrical conductivity ( $\text{dS m}^{-1}$ ) at 15 cm and 30 cm depth in *Atriplex stocksii* community.**

Months	1997-1998		1998-1999	
	15 cm	30 cm	15 cm	30 cm
MAY	$3.7 \pm 0.5$	$3.4 \pm 0.2$	$10.7 \pm 1.2$	$12.7 \pm 0.2$
JUN	$1.4 \pm 0.5$	$0.6 \pm 0.2$	$4.9 \pm 0.7$	$8.2 \pm 1.7$
JUL	$1.9 \pm 0.2$	$2.5 \pm 0.2$	$5.5 \pm 0.3$	$6.2 \pm 0.4$
AUG	$1.7 \pm 0.2$	$1.7 \pm 0.2$	$5.8 \pm 0.7$	$3.9 \pm 0.7$
SEP	$2.0 \pm 0.3$	$3.1 \pm 0.3$	$3.8 \pm 0.6$	$4.6 \pm 0.8$
OCT	$6.3 \pm 0.2$	$8.7 \pm 0.6$	$3.3 \pm 0.3$	$4.8 \pm 0.03$
NOV	$4.4 \pm 0.9$	$5.0 \pm 0.5$	$2.9 \pm 0.6$	$4.5 \pm 0.3$
DEC	$4.5 \pm 1.2$	$5.0 \pm 0.1$	$4.7 \pm 0.3$	$6.6 \pm 0.6$
JAN	$3.7 \pm 1.1$	$5.3 \pm 0.8$	$5.5 \pm 0.9$	$5.0 \pm 0.6$
FEB	$8.1 \pm 0.5$	$8.6 \pm 0.1$	$3.0 \pm 0.3$	$2.4 \pm 0.03$
MAR	$3.8 \pm 1.2$	$7.0 \pm 0.7$	$2.3 \pm 0.3$	$3.5 \pm 0.1$
APR	$6.2 \pm 1.0$	$5.1 \pm 1.5$	$2.4 \pm 0.5$	$2.3 \pm 0.2$

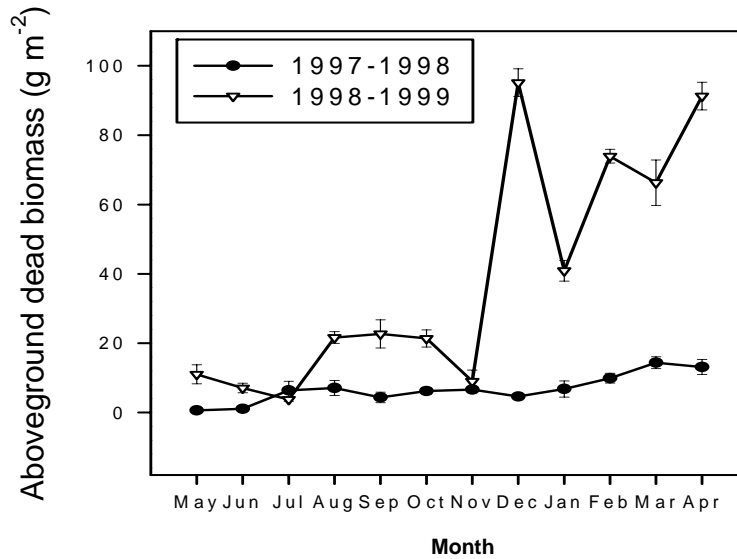


Fig. 5. Seasonal variation in above ground dead biomass ( $\text{g m}^{-2}$ ) of *Atriplex stocksii*.

Shoot tissue water showed little effect in up to  $60 \text{ dS m}^{-1}$  seasalt but the succulence decreased with a further increase in salinity (Fig. 10). At high densities succulence was higher. However, amount of water per plant decreased substantially at high salinities and the effect of density was highly significant in decreasing succulence in both saline and non-saline treatments (Fig. 10). Root succulence showed a similar response (Fig. 11). Shoots of *A. stocksii* accumulated a high concentration of  $\text{Na}^+$  and  $\text{Cl}^-$  that did not change much with the increase in salinity (Table 4) whereas other ions were found in comparatively low amount.  $\text{Na}^+$  in root was higher but much lower in comparison to shoot and  $\text{Cl}^-$  were present in the similar amount as that of shoot (Table 4).

Table 2. Seasonal variation in Na<sup>+</sup>, K<sup>+</sup>, Ca<sup>2+</sup>, Mg<sup>2+</sup> and Cl<sup>-</sup> concentrations ( $\mu\text{ mol g}^{-1}$  dry wt) in aboveground parts of *Atriplex stocksii* during 1997-98 and 1998-99.

Months	Na <sup>+</sup>		K <sup>+</sup>		Ca <sup>2+</sup>		Mg <sup>2+</sup>		Cl <sup>-</sup>	
	1997-1998	1997-1998	1998-1999	1997-1998	1997-1998	1997-1998	1997-1998	1998-1999	1997-1998	1998-1999
MAY	80 ±31.70	09 ±0.00	15 ±8.20	47 ±3.00	750 ±200	750 ±200	47 ±3.00	92 ±3.30	18 ±2.00	33 ±3.30
JUN	36 ±14.50	09 ±4.30	14 ±6.80	83 ±9.00	600 ±0.00	600 ±0.00	83 ±9.00	75 ±0.00	15 ±3.00	20 ±0.00
JUL	65 ±25.10	13 ±0.00	17 ±3.40	80 ±0.00	500 ±0.00	500 ±0.00	80 ±0.00	100 ±0.00	00 ±0.00	00 ±0.00
AUG	58 ±19.20	13 ±0.00	21.3 ±4.30	45 ±0.00	700 ±0.00	700 ±0.00	45 ±0.00	40 ±0.00	35 ±0.00	20 ±0.00
SEP	130 ±48.40	26 ±12.80	21 ±4.30	55 ±10.40	767 ±33.00	767 ±33.00	55 ±10.40	100 ±0.00	17 ±8.80	00 ±0.00
OCT	107 ±37.00	09 ±4.30	13 ±0.00	35 ±0.00	850 ±0.00	850 ±0.00	35 ±0.00	60 ±0.00	35 ±0.00	10 ±0.00
NOV	73 ±26.10	13 ±0.00	13 ±0.00	35 ±0.00	500 ±0.00	500 ±0.00	35 ±0.00	50 ±0.00	35 ±0.00	27 ±6.60
DEC	83 ±26.60	21 ±4.30	34 ±11.30	30 ±0.00	450 ±0.00	450 ±0.00	30 ±0.00	35 ±0.00	15 ±0.00	30 ±0.00
JAN	138 ±59.30	21 ±4.30	17 ±4.30	68 ±12	617 ±83.30	617 ±83.30	68 ±12	55 ±0.00	60 ±0.00	30 ±0.00
FEB	150 ±52.30	17 ±4.30	21.3 ±4.30	73 ±7.20	417 ±83.30	417 ±83.30	73 ±7.20	30 ±0.00	13 ±7.30	55 ±0.00
MAR	65 ±0.00	09 ±4.30	21 ±4.30	100 ±0.00	400 ±0.00	400 ±0.00	100 ±0.00	46 ±1.60	0 ±0.00	33 ±1.60
APR	74 ±10.00	07 ±3.40	17 ±4.30	65 ±0.00	300 ±0.00	300 ±0.00	65 ±0.00	53 ±3.30	0 ±0.00	27 ±3.30

Table 3. Seasonal variation in Na<sup>+</sup>, Cl<sup>-</sup>, K<sup>+</sup>, Ca<sup>2+</sup> and Mg<sup>2+</sup> ion concentrations ( $\mu\text{mol g}^{-1}$  dry wt) in belowground parts of *Atriplex stocksii* during 1997-98 and 1998-99 growing seasons.

Months	Na <sup>+</sup>		K <sup>+</sup>		Ca <sup>2+</sup>		Mg <sup>2+</sup>		Cl <sup>-</sup>	
	1997-1998	1998-1999	1997-1998	1998-1999	1997-1998	1998-1999	1997-1998	1998-1999	1997-1998	1998-1999
MAY	220 ±54	42 ±7.20	-	102 ±0.00	40 ±5.00	35 ±0.00	8.3 ±3.00	20 ±0.00	467 ±83.00	200 ±0.00
JUN	220 ±44	36.2 ±18.80	90 ±4.30	-	25 ±0.00	40 ±0.00	10 ±0.00	25 ±0.00	150 ±0.00	400 ±0.00
JUL	220 ±44	46 ±5.80	40 ±4.30	100 ±0.00	40 ±0.00	50 ±0.00	10 ±3.00	5 ±0.00	267 ±16.60	350 ±0.00
AUG	290 ±72	56.5 ±8.70	130 ±0.00	120 ±0.90	50 ±0.00	35 ±0.00	00 ±0.00	45 ±0.00	200 ±0.00	100 ±0.00
SEP	300 ±43	55 ±33.30	90 ±4.30	90 ±4.30	38 ±1.60	35 ±0.00	8.3 ±1.60	25 ±0.00	250 ±0.00	400 ±0.00
OCT	420 ±73	39.1 ±17.40	130 ±0.00	130 ±0.00	10 ±0.00	55 ±0.00	85 ±0.00	10 ±0.00	550 ±0.00	350 ±0.00
NOV	330 ±26	44 ±21.80	130 ±0.00	90 ±4.30	25 ±0.00	20 ±0.00	20 ±0.00	-	200 ±0.00	300 ±0.00
DEC	220 ±0.00	22 ±0	130 ±0.00	130 ±0.00	35 ±0.00	70 ±0.00	45 ±0.00	-	150 ±0.00	150 ±0.00
JAN	220 ±0.00	36 ±14.50	130 ±0.00	170 ±4.30	95 ±0.00	47 ±1.60	-	35 ±0.00	250 ±0.00	600 ±0.00
FEB	360 ±72	22 ±0.00	90 ±4.30	130 ±0.00	77 ±3.30	61.6 ±1.60	10 ±5.00	41.6 ±1.6	200 ±0.00	667 ±83.3
MAR	435 ±126	29 ±7.20	140 ±0.00	170 ±4.30	35 ±0.00	45 ±10.00	15 ±0.00	16.6 ±8.30	200 ±0.00	433.3 ±16.6
APR	380 ±29	22 ±0.00	110 ±0.85	130 ±0.00	70 ±5.00	50 ±0.00	28.3 ±1.60	16.6 ±0.00	417 ±33.30	283.3 ±33.30



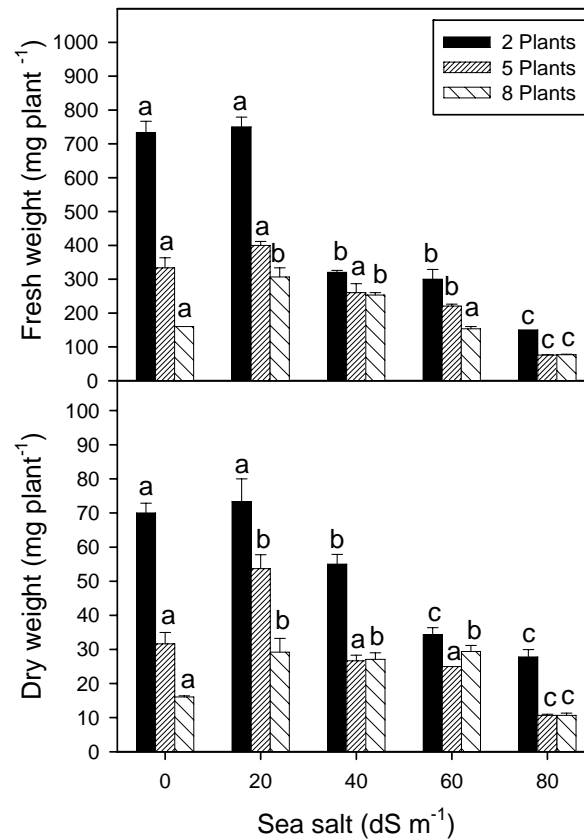


Fig. 6. Fresh and dry weight (mg plant<sup>-1</sup>) of *Atriplex stocksii* shoot raised at various sea salt concentrations and plant densities (2, 5 and 8 plants per pot). Bar represents means with standard error. Different letters above bar represents a significant difference ( $p > 0.05$ ) between salinity treatments within each density.

## Discussion

The productivity of *Atriplex* sp. is highly variable, depending on the ecological conditions of the soil and climate (Osmond *et al.*, 1980). Over a broad range of vegetation types, aboveground net primary productivity (ANPP) is strongly related with precipitation, temperature (Lieth, 1972; Bates *et al.*, 2006) and evapo-transpiration (Rosenzweig, 1968). The net productivity of *A. stocksii* reported in this study showed strong seasonal pattern. Monsoon rains, associated with reduced ambient temperature and soil conductivity, primarily determines the productivity of *A. stocksii* dominated communities along the Arabian Sea coast. The maximum aboveground biomass fluctuation was observed in 1998-1999 with peaks from November to May while substantially decreasing from June to October. Low plant biomass is commonly related to low rainfall in summer during 1996-1997 while the greater (4-8 g.m<sup>-2</sup>) net productivity, aboveground biomass and standing crop biomass in 1998-1999 is indicative of favorable moisture conditions due to the 26 mm rainfall in October, 1998. Soil salinities and temperature were higher before the rainfall and may have substantially reduced in aboveground biomass.

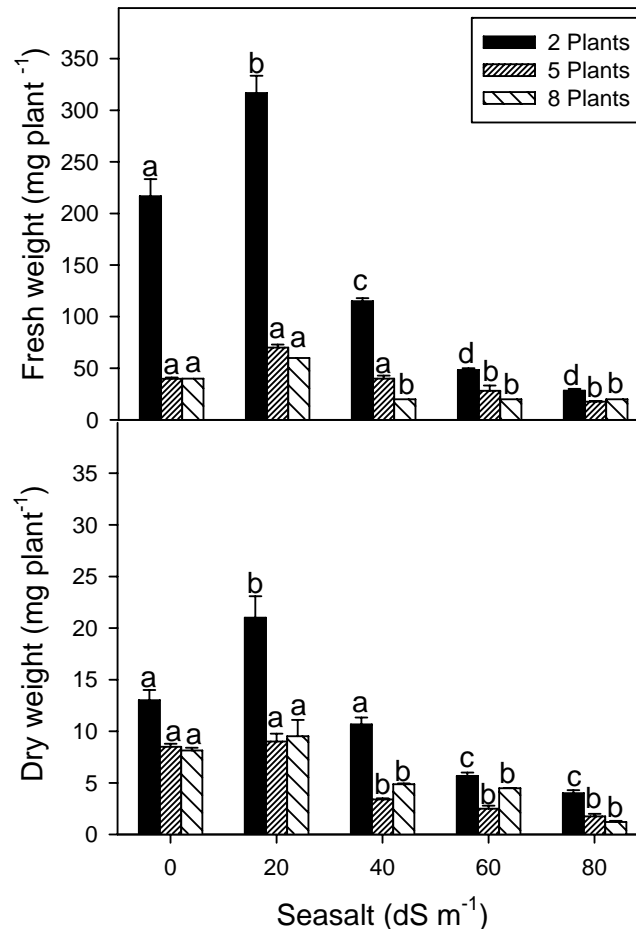


Fig. 7. Fresh and dry weight (mg plant<sup>-1</sup>) of *Atriplex stocksii* roots raised at various sea salt concentrations and plant densities (2, 5 and 8 plants per pot). Bar represents means with standard error. Different letters above bar represents a significant difference ( $p > 0.05$ ) between salinity treatments within each density.

The aboveground dead biomass did not show any significant difference during 1997-1998 probably because of low rainfall and high temperature, while it varied during 1998-1999 summer after the rainfall and remained unchanged for rest of the season. This is in agreement with the reports of *Arthrocnemum macrostachyum* and *Spartina alterniflora* in which dead biomass was higher during the entire summer (Gul & Khan, 1995). The rate of plant decomposition was affected by moisture, temperature, acidity and the nutrients status of ecosystem, primarily nitrogen and phosphorus-related water chemistry variables (Szumigalski & Bayley, 1996; Thormann & Bayley, 1997; Regan *et al.*, 2007). The belowground biomass of *Atriplex stocksii* showed a similar pattern in both seasons. The occurrence of seasonal flushes in belowground biomass appears to vary with species. Peak belowground biomass of *Distichlis spicata* was observed in August (Gallagher & Plumley, 1979) and in April and September were found for *Sporobolus virginicus*.

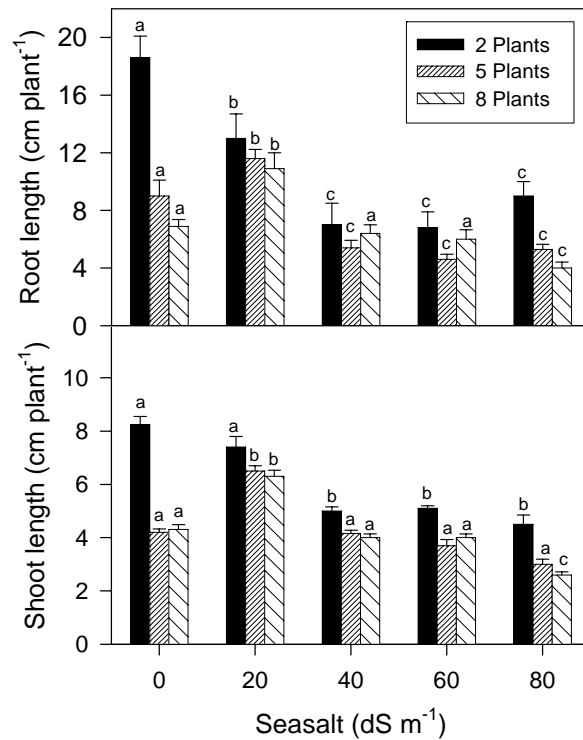


Fig. 8. Root and shoot length (cm plant<sup>-1</sup>) of *Atriplex stocksii* seedlings raised at various sea salt concentrations and plant densities (2, 5 and 8 plants per pot). Bar represents means with standard error. Different letters above bar represents a significant difference (p>0.05) between salinity treatments within each density.

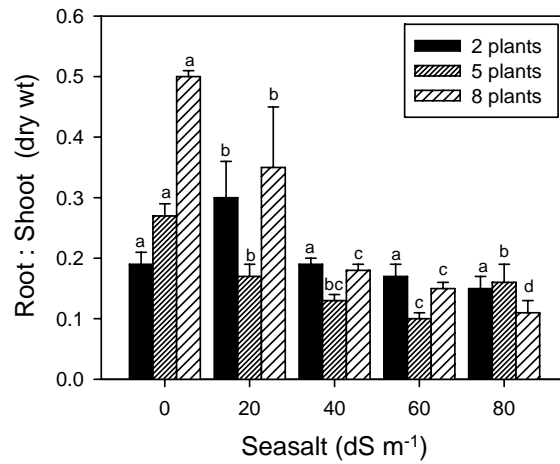
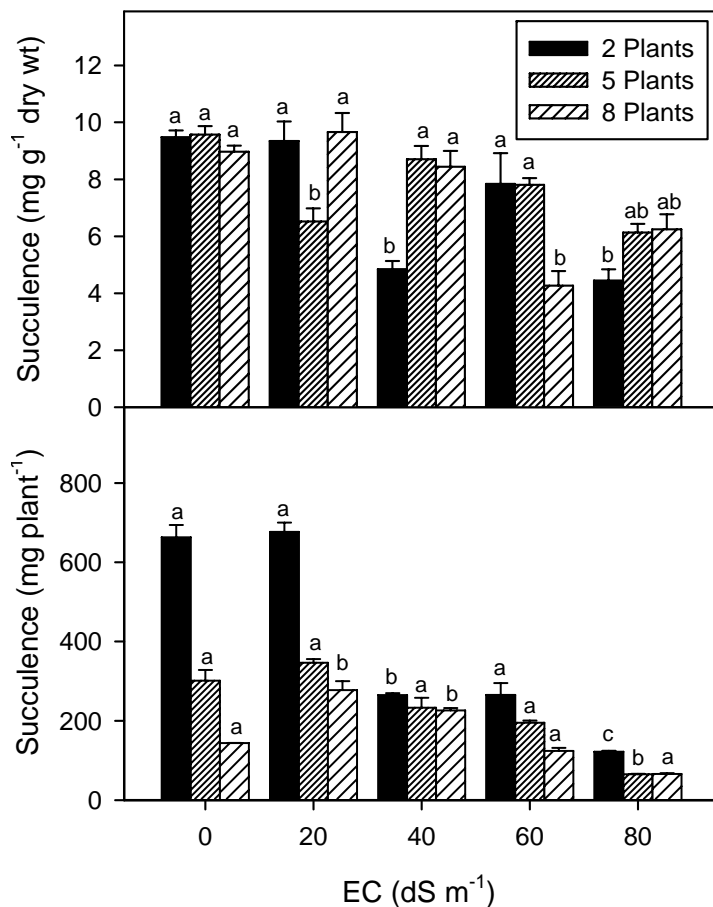


Fig. 9. Root and shoot dry weight ratio of *Atriplex stocksii* seedlings raised at various sea salt concentrations and plant densities (2, 5 and 8 plants per pot). Bar represents means with standard error. Different letters above bar represents a significant difference (p>0.05) between salinity treatments within each density.

**Table 4. Element concentrations in shoot and root of *Atriplex stocksii* under various seasalt treatments. Values for electrical conductivity (EC) are in dS m<sup>-1</sup> and of ions in μmol g<sup>-1</sup> dry wt.**

EC	Na <sup>+</sup>		K <sup>+</sup>		Ca <sup>2+</sup>		Mg <sup>2+</sup>		Cl <sup>-</sup>	
	Shoot	Root	Shoot	Root	Shoot	Root	Shoot	Root	Shoot	Root
0	1270	253	27	153	220	170	37	60	1100	800
	±60.67	±6.67	±6.67	±6.67	±0	±0	±3.33	±0	±0	±0
20	2470	560	20	19	303	120	30	23	2000	1400
	±24.04	±0	±0	±1.33	±3.33	±0	±0	±8.82	±0	±0
40	1080	733	16	15	200	127	33	33	2600	1467
	±40	±35.28	±0	±1.33	±0	±6.67	±3.33	±3.33	±0	±33.33
60	907	933	13	16	130	83	20	27	2800	1600
	±58.12	±66.67	±1.33	±0	±0	±3.33	±0	±3.33	±0	±0
80	1267	1107	13	9	140	100	13	17	2000	1700
	±66.67	±58.12	±1.33	±1.33	±0	±0	±3.33	±3.33	±0	±0



**Fig. 10. Succulence of above ground parts of *Atriplex stocksii* seedlings raised at various sea salt concentrations and plant densities (2, 5 and 8 plants per pot). Bar represents means with standard error. Different letters above bar represents a significant difference (p>0.05) between salinity treatments within each density.**

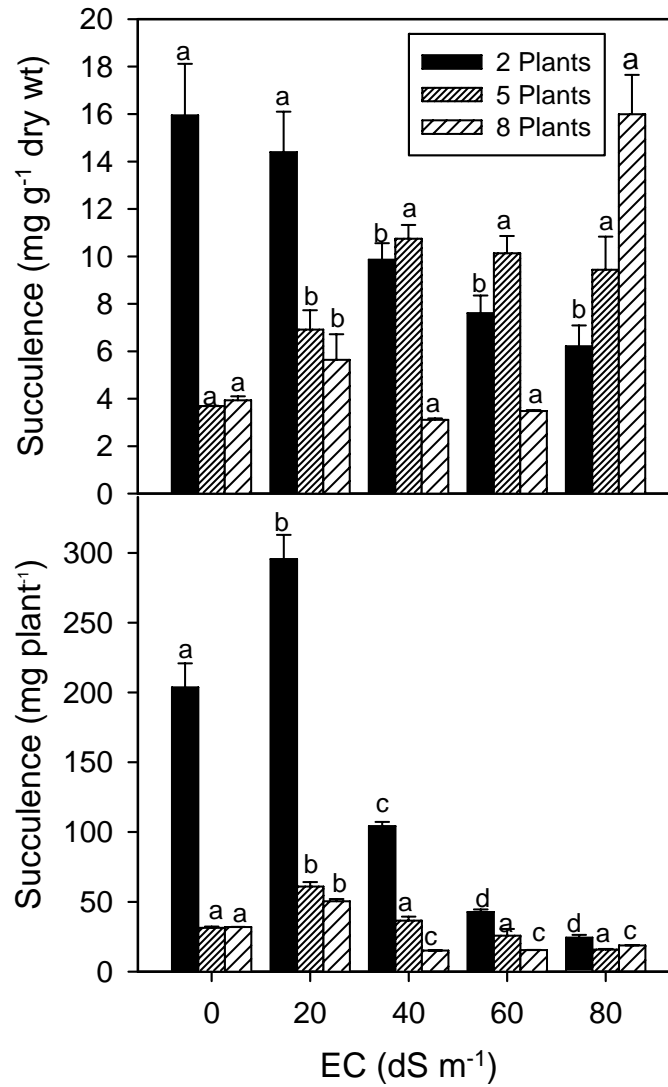


Fig. 11. Succulence of below ground parts of *Atriplex stocksii* seedlings raised at various sea salt concentrations and plant densities (2, 5 and 8 plants per pot). Bar represents means with standard error. Different letters above bar represents a significant difference ( $p > 0.05$ ) between salinity treatments within each density.

*Atriplex stocksii*, is a salt tolerant halophyte which has ash content of about 40% of dry weight (Khan *et al.*, 2000b). Na<sup>+</sup> and Cl<sup>-</sup> are the main components of saline soils (Riehl & Ungar, 1983). Growth of *Atriplex stocksii* was substantially promoted at low salinity (20-40 dS.m<sup>-1</sup>), but decreased with a further increase in salinity (Khan *et al.*, 2000b). Most halophytes show optimal growth in the presence of salt (Naidoo & Rughunanan, 1990; Rozema, 1991; Ayala & O’Leary, 1995) however, growth of *Atriplex* spp. was inhibited by high salt concentration (Ungar, 1991).

In the absence of salinity, density significantly affected the growth parameters, however, introduction of salinity reduced the density effect and at higher concentrations, the effect of density was completely diminished (Keiffer & Ungar, 1997; Wang *et al.*, 2005) however, the role of competition in a perennial population appears to be limited (Gul & Khan, 1998). Gul *et al.*, (2000) showed that increased competition caused a progressive reduction in growth of *A. occidentalis*. High planting density decreased growth even at low salinities. Intra-specific competition may affect the biomass production, reproduction, survival, and growth of halophytes in saline habitats (Badger & Ungar, 1990; Ungar, 1991; Foderaro & Ungar, 1997; Keiffer & Ungar, 1997; Wang *et al.*, 2005).

Root and shoot tissue water showed little effect up to 60 dS.m<sup>-1</sup> sea salt but succulence decreased with a further increase in salinity. However, amount of water per plant decreased substantially at higher salinities. Succulence is one of the mechanisms that halophytes utilize to deal with the high internal ion concentrations (Ahmed *et al.*, 2004). Succulence plays a key role in the survival and maintenance of halophytes under saline conditions by maintaining positive turgor (Khan *et al.*, 1999). Perennial grasses from Karachi also maintained a high water and osmotic potential with progressively lower stomatal conductance with the increase in salinity (Gulzar & Khan, 2005). At high salinity, water content of plants decreased and plant lost turgor causing growth inhibition and increase in mortality.

Deleterious effects of salinity are thought to result from low water potentials, ion toxicities, nutrient deficiencies or a combination of these factors. Nutrient deficiencies can occur in plants when high concentrations of Na<sup>+</sup> in the soil reduce the amounts of available K<sup>+</sup>, Mg<sup>2+</sup> and Ca<sup>2+</sup> (Epstein, 1972) or when Na<sup>+</sup> displaces membrane bound Ca<sup>2+</sup> (Cramer *et al.*, 1985). Our results indicated that Na<sup>+</sup> and Cl<sup>-</sup> in shoots and roots increased with salinity. Ca<sup>2+</sup> and Mg<sup>2+</sup> contents were reduced in shoots of *A. stocksii* plants grown at high salinity similar to the results found for other halophytes (Flowers, 1972; Naidoo & Rughunanan, 1990; Ayala & O'Leary, 1995). Ash content in leaves of *A. stocksii* was highest (39% of dry weight) at 360 mM NaCl. These data indicate that *A. stocksii*, an ion accumulator should be considered for use in phyto-remediation of degraded saline lands. This species could also be raised as a supplementary fodder for livestock using saline water irrigation.

*Atriplex stocksii* is one of the common halophytes distributed in both coastal and inland saline flats and dunes around Karachi. This species is moderately salt tolerant and could have higher productivity if irrigated with brackish water. Productivity in highly competitive conditions makes it a better candidate for rehabilitation of saline lands and the use of biomass as fodder.

## References

- Ahmed, D., K. Ben Hamed, C. Grignon and C. Abdelly. 2004. Salinity effects on germination, growth, and seed production of the halophyte *Cakile maritima*. *Plant and Soil*, 262: 179-189.
- Anderson, W.P., D.A. Wilcocks, and B.J. Wright. 1977. Electrophysiological measurements on the root of *Atriplex hastata*. *J. Exp. Bot.*, 28: 894-901.
- Ayala, F. and J.W. O'Leary. 1995. Growth and physiology of *Salicornia bigelovii* Torr. at sub optimal salinity. *Int. J. Plant Sci.*, 156: 197-205.
- Aziz, I. and M.A. Khan. 2001. Effect of seawater on the growth, ion content and water potential of *Rhizophora mucronata* Lam. *J. Plant Res.*, 114: 369-374.
- Badger, K.S. and I.A. Ungar. 1990. Effects of soil salinity on growth and ion content of the inland halophyte *Hordium jubatum*. *Bot. Gaz.*, 151: 314-321.
- Bates, J.D., T. Svejcar, R.F. Miller and R.A. Angell. 2006. The effects of precipitation timing on sagebrush steppe vegetation. *J. Arid Environ.*, 64: 670-697.

- Cramer, G.R., A. Lauchli and V.S. Polito. 1985. Displacement of  $\text{Ca}^{2+}$  by  $\text{Na}^+$  from the plasmalemma of root cells. *Plant Physiol.*, 79: 207-211.
- Ellison, M.A. 1987. Effects of competition, disturbance and herbivory on *Salicornia europaea*. *Ecology*, 68: 576-586.
- Flowers, T.J. 1972. Salt tolerance in *Suaeda maritima* L. Dum. The effect of sodium chloride on growth, respiration and soluble enzymes in a comparative study with *Pisum sativum*. *J. Exp. Bot.*, 23: 310-321.
- Flowers, T.J. and A.R. Yeo. 1986. Ion relations of plants under drought and salinity. *Aus. J. Plant Physiol.*, 13: 75-91.
- Foderaro, M.A. and I.A. Ungar. 1997. Growth and survival of *Polygonium aviculare* L. at a brine-contaminated site in south eastern Ohio. *Am. Mid. Nat.*, 38: 140-152.
- Gallagher, J.L. 1978. Estimate angiosperm: productivity and initial photosynthate dispersion in the ecosystem. In: *Estuarine interaction*, (Ed.): V.S. Kennedy, 134-143. Academic Press, New York.
- Gallagher, J.L. and F.G. Plumely. 1979. Underground biomass profiles and productivity in Atlantic coastal marshes. *Am. J. Bot.*, 66: 156-161.
- Greenway, H. 1968. Growth stimulation by high chloride concentration in halophytes. *Isr. J. Bot.*, 17: 169-177.
- Greenway, H., A. Gunn and D.A. Thomas. 1966. Plant response to saline substrate VIII. Regulation of ion concentrations I salt-sensitive and halophytic species. *Aust. J. Biol. Sci.*, 19: 741-756.
- Gul, B. and M.A. Khan. 1995. Productivity of an *Arthrocnemum indicum* dominated coastal salt marsh at Karachi, Pakistan. In: *Biology of Salt Tolerant Plants*. (Eds.): M.A. Khan and I.A. Ungar, 99-106. Department of Botany, University of Karachi, Pakistan.
- Gul, B. and M.A. Khan. 1998. Population characteristics of a coastal halophyte *Arthrocnemum macrostachyum*. *Pak. J. Bot.*, 30: 189-197.
- Gul, B., D.J. Weber and M.A. Khan. 2000. Effect of salinity and planting density on physiological responses of *Allenrolfea occidentalis*. *West. North Am. Nat.*, 60: 186-197.
- Gulzar, S. and M.A. Khan. 2005. Comparative salt tolerance of perennial grasses. In: *Ecophysiology of High Salinity Tolerant Plants*. (Eds.): M. A. Khan and D.J. Weber, 239-253. Springer Publication, Netherlands.
- Gulzar, S., M.A. Khan and I.A. Ungar. 2003. Salt tolerance of a coastal salt marsh grass. *Comm. Soil Sci. Plant Anal.*, 34: 2595-2605.
- He, M.Z., X. R. Zheng and Y.L. Qian. 2007. Environmental factors affecting vegetation composition in the Alna plateau, China. *J. Arid Environ.*, 69: 473-489.
- Irandi, E., B. Orlands, S. Macia, P. Biber, J. Tahzay, L. Kaufman, D. Lirman and E.T. Patterson. 2001. The influence of freshwater runoff on biomass, morphometrics and production of *Thalassia testudinum*. *Aquat. Bot.*, 72: 67-78.
- Karimi, S.H. and I.A. Ungar. 1984. The effect of salinity on the ion content and water relations of *Atriplex triangularis*. In: *Proceeding of the symposium on the biology of Atriplex and related chenopods*. (Eds.): A.R. Tiedemann, E.D. McArthur, H.C. Stutz, R. Stevens and K.L. Jhonson, 124-132, General Technical Report Int-172 USDA Forest Service, Provo.
- Keenish, M.J. 1986. Ecology of Estuaries. Vol. 1. Physical and Chemical Aspects CRC Press Inc, Boca Raton, Florida.
- Keiffer, C.H. and I.A. Ungar. 1997. The effects of density and salinity on shoot biomass and ion accumulation in five inland halophytic species. *Can. J. Bot.*, 75: 96107.
- Khan, M.A. and B. Gul. 2002. Salt tolerant plants of coastal sabkhas of Pakistan. In: H. Barth, and B. Boer. *Sabkha Ecosystems: Volume 1: The Arabian Peninsula and Adjacent Countries*. pp. 123-140. Kluwer Academic Press, Netherlands.
- Khan, M.A., I.A. Ungar and A.M. Showalter. 1999. The effect of salinity on growth, ion content and osmotic relations in *Halopyrum mucronatum* (L.) Stapf. *J. Plant Nut.*, 22: 191-204.
- Khan, M.A., I.A. Ungar and A.M. Showalter. 2000a. Growth, water, and ion relationships of a leaf succulent perennial halophyte, *Suaeda fruticosa* (L.) Forssk. *J. Arid Environ.*, 45: 73-84.

- Khan, M.A., I.A. Ungar and A.M. Showalter. 2000b. Effects of sodium chloride treatments on growth and ion accumulation of the halophyte *Haloxylon recurvum*. *Comm. Soil Sci. Plant Anal.*, 31: 2744-2763.
- Khan, M.A., I.A. Ungar and A.M. Showalter. 2000c. Salt tolerance in the subtropical perennial halophyte *Atriplex griffithi* Moq var. *stockii* Boiss. *Ann. Bot.*, 85: 225-232.
- Khan, M.A., I.A. Ungar and A.M. Showalter. 2005. Salt stimulation and tolerance in inter-tidal stem-succulent halophyte. *J. Plant Nut.*, 28: 1365-1374.
- Li, N., S. Chen, X. Zhou, C. Li, J. Shao, R. Wang, E. Fritz, A. Huttermann and A. Polle. 2008. Effect of NaCl on photosynthesis salt accumulation and ion compartmentation in two mangrove species, *Kandelia candel* and *Bruiguiera gymnorrhiza*. *Aquat. Bot.*, 88: 303-310.
- Masini, R.J., P.K. Anderson and A.J. McComb. 2001. A Halodule-dominated community in a subtropical embayment physical environment, productivity, biomass and impact of dugong grazing. *Aquat. Bot.*, 71: 179-197.
- Mittelbach, G.G., C.F. Steiner, S.M. Scheiner, K.L. Gross, H.L. Reynolds, R.B. Waide, M.R. Willig, S.I. Dodson and L. Gough. 2001. What is the observed relationship between species richness and productivity. *Ecology*, 82: 2381-2396.
- Naidoo, G. and J. Kift. 2006. Responses of the saltmarsh rush *Juncus kraussii* to salinity and waterlogging. *Aquat. Bot.*, 84: 217-225.
- Naidoo, G.R. and R. Rughunanan. 1990. Salt tolerance in the succulent halophyte *Sarcocornia natalensis*. *J. Exp. Bot.*, 41: 497-502.
- Odum, W.E., T.J. Smith III, J.K. Hoover and C.C. McInvor. 1984. The ecology of fresh water marshes of the United States east coast: a community profile. US. Fish Wildl. Serv. FWS/OBS-83/17: 1-177.
- Osmond, C.B., O. Bjorkman and D.J. Andreson. 1980. *Physiological Process in Plant Ecology*. Springer-Verlag, Berlin.
- Paling, E.I. and A.J. McComb. 2000. Autumn biomass, belowground productivity, rhizome growth at bed edge and nitrogen content in sea grass from Western Australia. *Aquat. Bot.*, 67: 207-219.
- Priebe, A. and H.J. Jaegar. 1978. Einfluss von NaCl auf waschstum und ionengehieldlich saltztolerator Pflanzen. *Ange. Bot.*, 52: 531-541.
- Regan, E.C., M.S. Skeffingtor and M.S. Gormally. 2007. Wetland plant communities of turloughs in southeast Galway/north Clare, Ireland in relation to environmental factors. *Aquat. Bot.*, 87: 22-30.
- Riehl, T.E. and I.A. Ungar. 1983. Growth potential and ion accumulation in the inland halophyte *Atriplex triangularis* under saline field conditions. *Acta Oecol. Plant*, 4: 27-39.
- Romo, J.T. and M.R. HaferKamp. 1987. Effects of osmotic potential potassium chloride and sodium chloride on germination of greasewood (*Sarcobatus vermiculatus*). *Great Basin Nat.*, 47: 110-116.
- Rosenzweig, M.L. 1968. Net primary productivity of terrestrial communities: Prediction from climatological data. *Am. Nat.*, 102: 67-74.
- Rozema, J. 1991. Growth, water and ion relationships of halophytic monocotyledonae and dicotyledonae: a unified concept. *Aquat. Bot.*, 39: 17-33.
- Santos, A.M. and F.A. Esteves. 2002. Primary production and mortality of *Eleocharis interstincta* in response to water level fluctuations. *Aquat. Bot.*, 74: 189-199.
- SPSS. 1999. SPSS: SPSS 9.0 for Windows update. Chicago: SPSS Inc.
- Szumigalski, A.R. and S.E. Bayley. 1996. Decomposition along a bog-fern gradient in Central Alberta, Canada. *Can. J. Bot.*, 74: 573-581.
- Thorman, M.N. and S.E. Bayley. 1997. Decomposition along a moderate - rich fen- marsh peatland gradient in boreal Alberta, Canada. *Wetlands*, 17: 123-137.
- Tyler, G. 2003. Some ecophysiological and historical approaches to spp richness and calcicole/calCIFuge behaviour contribution to a debate. *Folia Geobot.*, 38: 419-428.
- Zhu, J.K. 2001. Plant salt tolerance. *Tr. Plant Sci.*, 6: 66-71.

(Received for publication 3 January 2009)